

**Espelho / Mirror / Espejo**

**MH9081-82-83-84**

**Montagem**

Recomenda-se a leitura prévia das instruções de montagem e profissionais especializados para montar.

**Assistência**

Caso ocorra problema com algum dos componentes, sublinhe-o, identifique o problema e retorne esta relação, via fax ou meio de comunicação disponível para o representante.

-----  
Assinatura do cliente

**Assembly**

Before the assembling is recommended to read carefully the assembly instruction by professional assemblers.

**Assistance**

If happen problems with any component, underline the same, identify the problem and send back this relation immediately, by fax or other way.

-----  
Client signature


**Montaje**

Se recomienda la lectura previa de las instrucciones de montaje y profesionales especializados para montarlos.

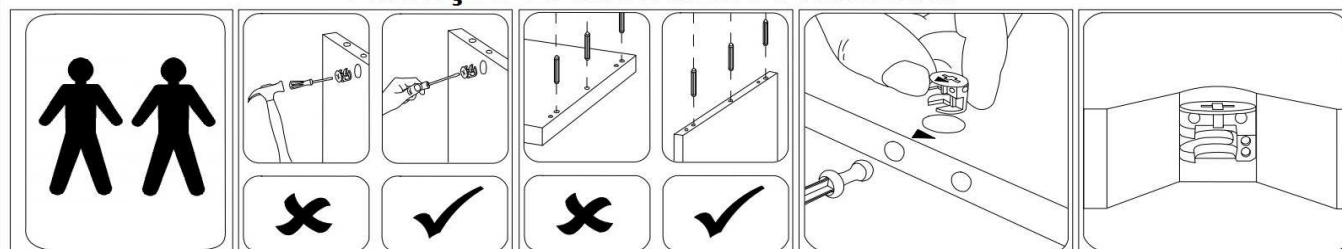
**Asistencia**

Caso sucedan problemas con alguno de los componentes, subraye el componente, identifique el problema, y retorne esta copia via fax u otro medio de comunicación posible.

-----  
Assinatura del cliente



**Atenção / Attention / Atención**



A Uultis se reserva o direito de efetuar alterações nos produtos de suas linhas sem aviso prévio, quando entender necessário.

Uultis reserves the right to effect modifications in the products, without previous advice, when understand necessary.

Uultis se reserva el derecho de hacer las modificaciones que juzgue necesarias en sus productos, sin aviso previo, cuando lo crea necesario.

**Assistência Uultis  
(51) 3564-8382**

**MH9081-82-83-84****RELAÇÃO DE COMPONENTES / PARTS LIST / LISTA DE COMPONENTES****MH9081****VOLUME 1**

SEQ_EMB.	LETRA	LACA	AUTO_BRILHO	COURO_RECONST.	LÂMINADO	PEÇA	PART	PIEZA	MED/MEASURE/MED	QTDE
-	-	-	-	-	-	MOLDURA COM ESPELHO	MIRROR	ESPEJO	1200x570x25.0	1
-	-	-	-	-	K071871	KIT ACESSÓRIOS	ACCESSORY KIT	ESTUCHE DE ACCESORIOS	xx	1

**MH9082****VOLUME 1**

SEQ_EMB.	LETRA	LACA	AUTO_BRILHO	COURO_RECONST.	LÂMINADO	PEÇA	PART	PIEZA	MED/MEASURE/MED	QTDE
-	-	-	-	-	125154E	MOLDURA COM ESPELHO	MIRROR	ESPEJO	1000x1000x25.0	1
-	-	-	-	-	K071871	KIT ACESSÓRIOS	ACCESSORY KIT	ESTUCHE DE ACCESORIOS	xx	1

**MH9083****VOLUME 1**

SEQ_EMB.	LETRA	LACA	AUTO_BRILHO	COURO_RECONST.	LÂMINADO	PEÇA	PART	PIEZA	MED/MEASURE/MED	QTDE
-	-	-	-	-	-	MOLDURA COM ESPELHO	MIRROR	ESPEJO	600x570x25.0	1
-	-	-	-	-	K071871	KIT ACESSÓRIOS	ACCESSORY KIT	ESTUCHE DE ACCESORIOS	xx	1

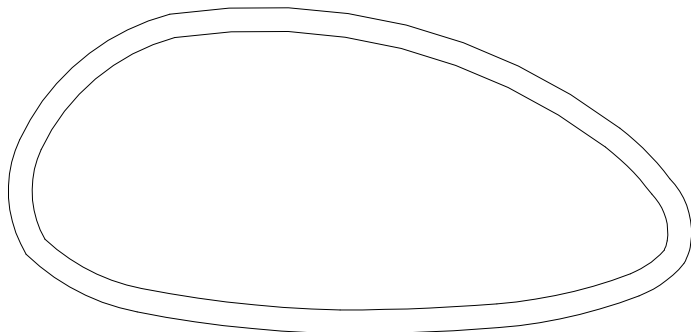
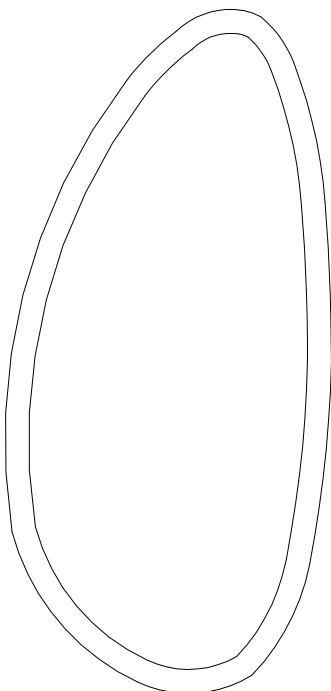
**MH9084****VOLUME 1**

SEQ_EMB.	LETRA	LACA	AUTO_BRILHO	COURO_RECONST.	LÂMINADO	PEÇA	PART	PIEZA	MED/MEASURE/MED	QTDE
-	-	-	-	-	-	MOLDURA COM ESPELHO	MIRROR	ESPEJO	520x470x25.0	1
-	-	-	-	-	K071871	KIT ACESSÓRIOS	ACCESSORY KIT	ESTUCHE DE ACCESORIOS	xx	1

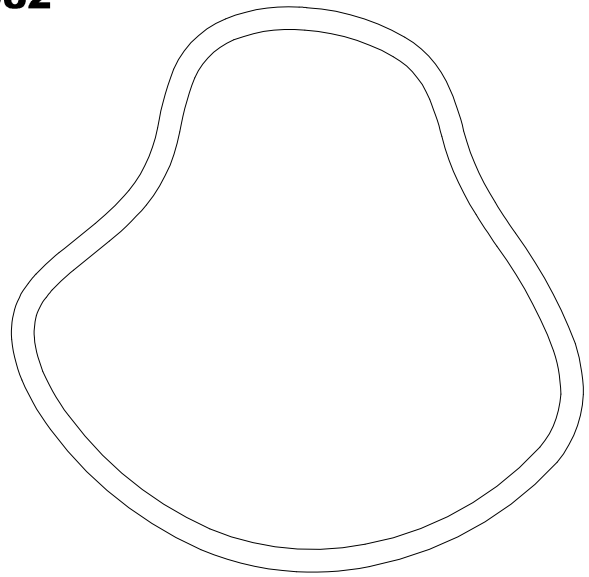

**RELAÇÃO DE COMPONENTES / PARTS LIST / LISTA DE COMPONENTES****CÓDIGO DO KIT: K071871****KIT**

REF.	PEÇA	QTDE
13.r	BUCHA NYLON SX6 FISCHER - 9146000012	2
20.b	PARAF.5 X 50 CAB.CHATA PHILIPS	2

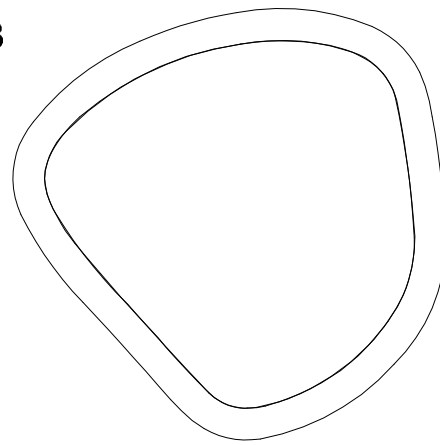

**SUGESTÕES PARA POSIÇÕES**  
**SUGGESTION FOR POSITIONS**  
**SUGERENCIA DE PUESTOS**

**MH9081**

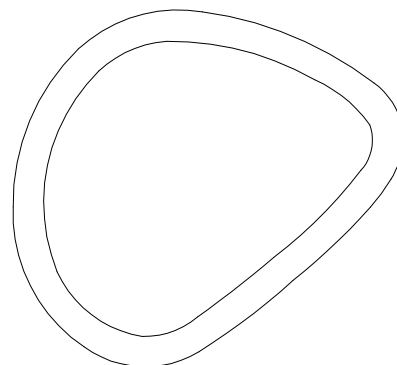

**MH9082**



**MH9083**



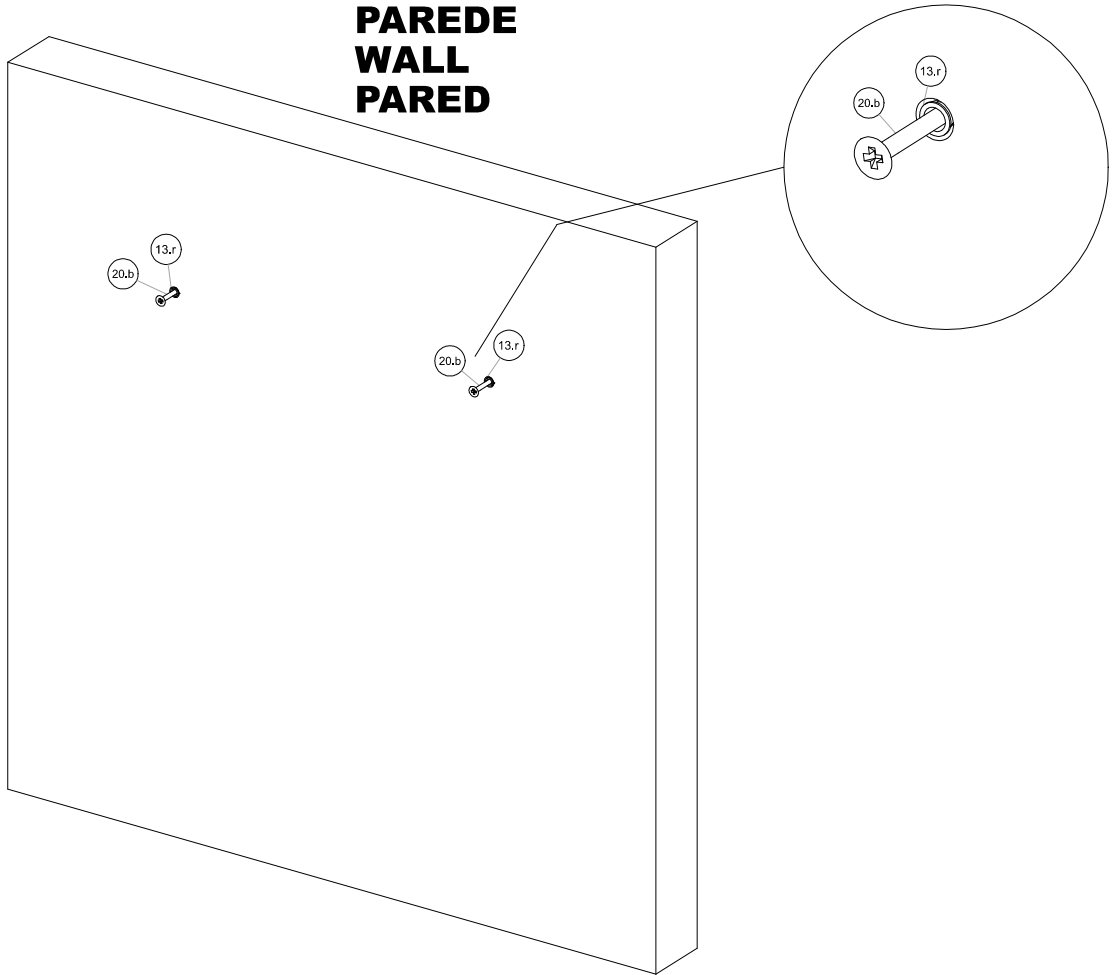
**MH9084**



MH9081-82-83-84

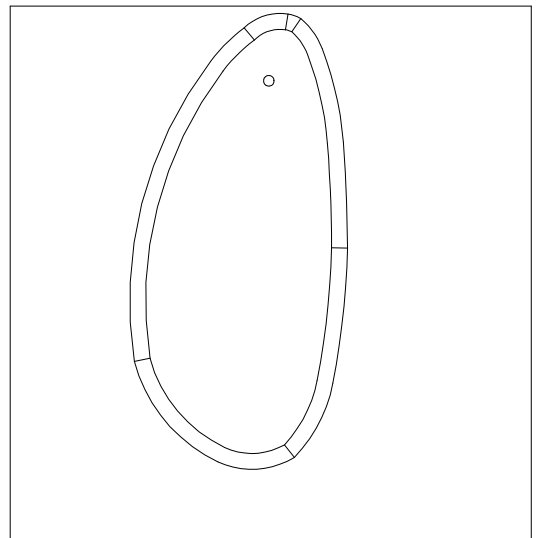
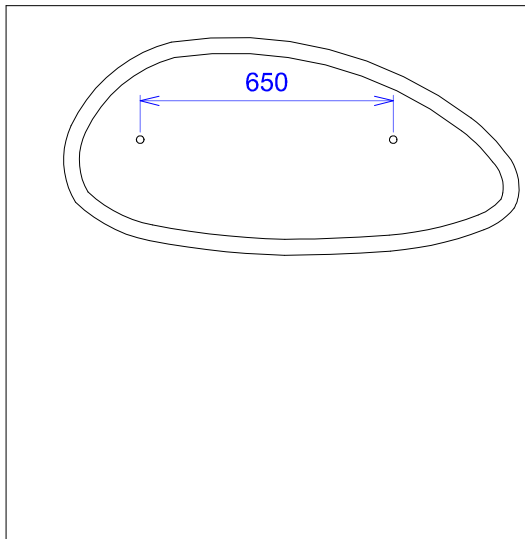
**PAREDE  
WALL  
PARED**

Passo  
Step  
Paso  
**1**

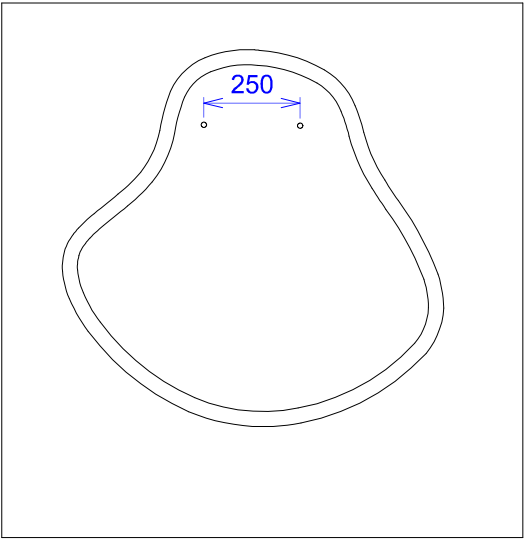
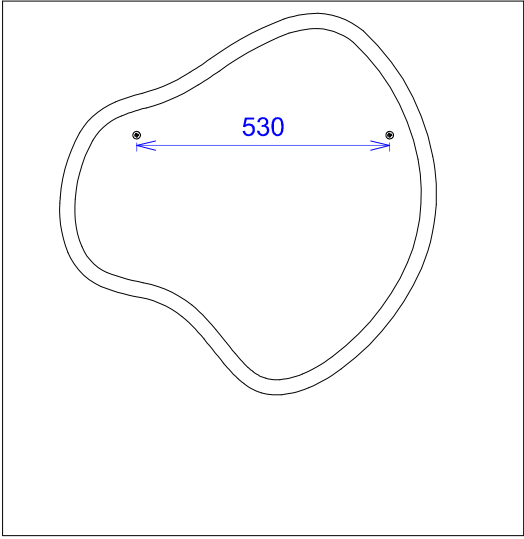


**DISTÂNCIA PARA FURAÇÃO  
DRILLING DISTANCE  
DISTANCIA DE TALADRADO**

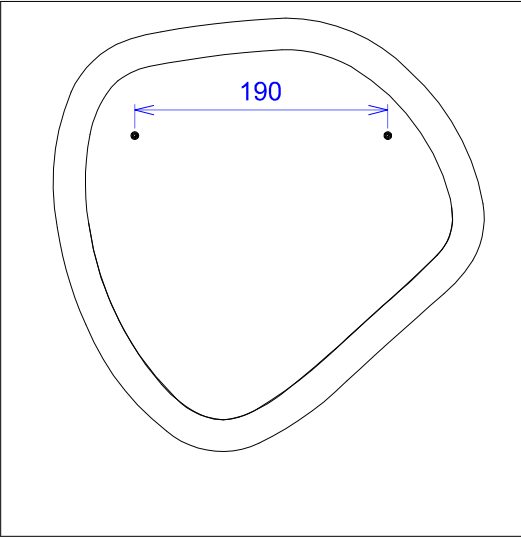
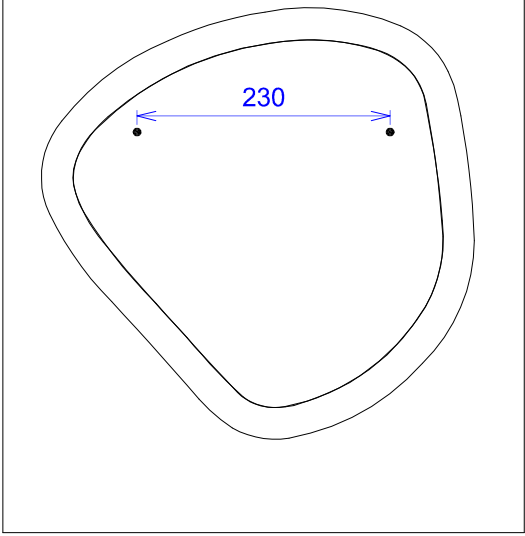
**MH9081**



**MH9082**



**MH9083**



**MH9084**

