
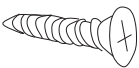


Modelo MH-9643

Banqueta, 1L, 3L S/BR / C1BR

COMPONENTES DOS KIT'S

REF:	DESCRIÇÃO:		QUANTIDADE:
A	Pé		4
B	Parafuso 5,5x32		16

1º Passo:

* Virar o sofá sobre uma superfície plana, usando a própria embalagem como proteção;




FIG:01

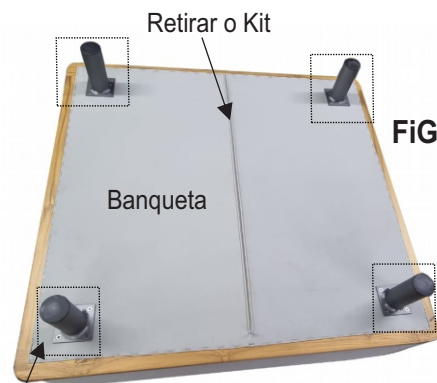
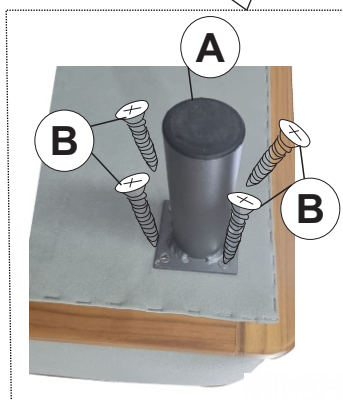


FIG:02

2º Passo:

* Fixar pé (A) conforme Pré furo com 4 parafuso (B) em cada pé FIG:01,02




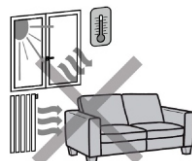
ORIENTAÇÕES AO CONSUMIDOR:



Não utilizar produtos químicos, abrasivos ou limpeza a vapor. Evitar o contato objetos cortantes e exposição prolongada ao sol;



Tecido: aspirador de pó escova com cerdas macias; Pés: pano levemente umedecido com água, seguido de pano seco



3564-8382

contato@uultis.com
www.uultis.com


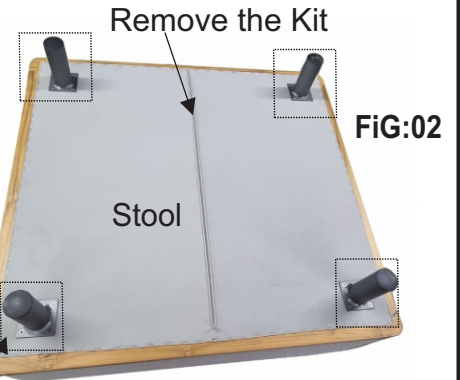
Modelo MH-9643 | STOOL, 1L, 3L S/BR / C1BR

KIT COMPONENTS

REF:	DESCRIPTION:	AMOUNT:
A	Foot 	4
B	Screw 5,5x32 	16

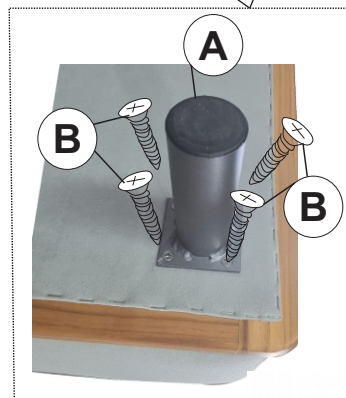
1st Step:

* Turn the sofa over on a flat surface, using the packaging itself as protection;



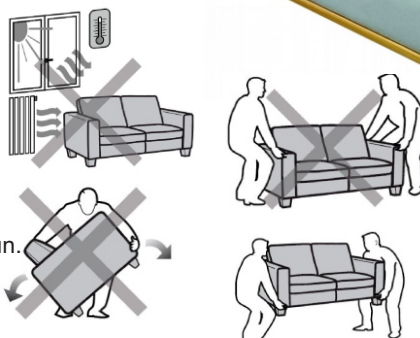
1st Step:

*Fix the foot (A) according to the pre-drilled hole with 4 screws (B) on each foot Fig:01,02





Illustrative image

(Note: There may be variations depending on the modulation purchased)



CONSUMER GUIDELINES:

 Do not use chemicals, abrasives or steam cleaning. Avoid contact with sharp objects and prolonged exposure to the sun.

 Fabric: vacuum cleaner brush with soft bristles; Feet: cloth slightly dampened with water, second of dry cloth.

Assistência
(51)
3564-8382
contato@uultis.com
www.uultis.com