

MH 9901 -Bed with wooden frame

COMPONENT LIST:

VOLUME 1

1530 x 2030 mm / 1930 x 2030mm

REF.	PART	QUANTITY
A	UPHOLSTERED HEADBOARD	1
B	ALUMINUM FEET 105 x 50 x 50mm	2

VOLUME 2

1530 x 2030 mm / 1930 x 2030mm

C	RIGHT SIDE	1
D	LEFT SIDE	1
E	FOOTBOARD	1
F	WOOD FEET 180 x 70 x 45mm	6
-	ACCESSORIES / HARDWARE	

VOLUME 3

1530 x 2030mm

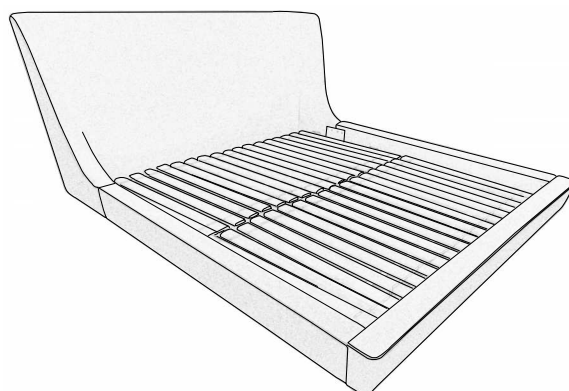
G	FRAME SUPPORT 1540x60x30mm	4
---	----------------------------	---

1930 x 2030mm

G	FRAME SUPPORT 1940x60x30mm	4
---	----------------------------	---

1530 x 2030mm / 1930 x 2030mm

H	WOODEN FRAME	1
I	NAIL 13 X 15mm	1530 - 56PÇ 1930 - 72PÇ



KIT COMPONENTS

CONSUMER GUIDELINES :



Do not use chemicals, abrasive or steam cleaning. Avoid contact with sharp objects and prolonged exposure to the sun;



Fabric: vacuum cleaner or brush with soft bristles;
Feet: cloth slightly moistened with water, followed by dry cloth;



Screwdriver

Necessary tools: not provided;

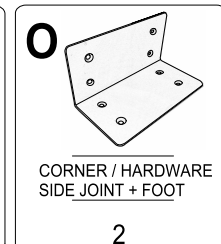
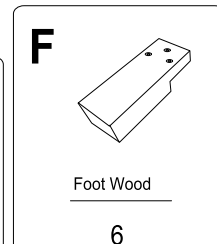
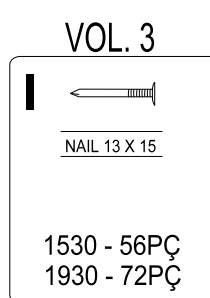
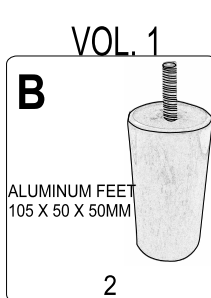
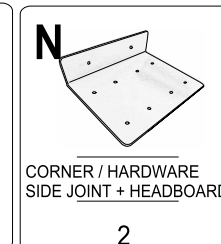
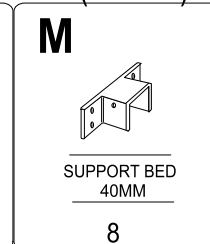
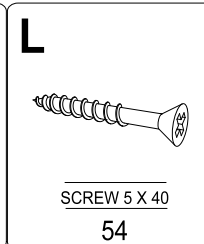
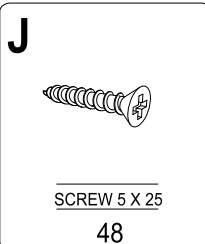


Hamer



2 People needed to assemble the product.

Accessories Kit (VOL. 2)



Assistance

+55 (51)

3564-8382

contato@uultis.com

www.uultis.com

Merely illustrative images

J		48		L		54	
----------	--	----	--	----------	--	----	--

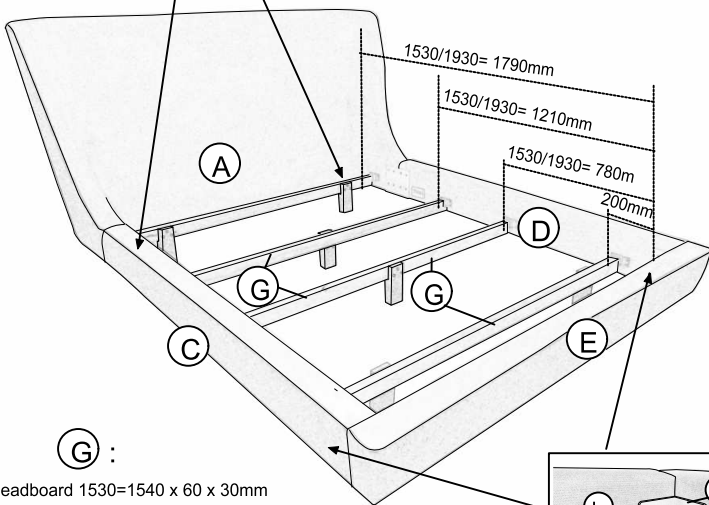
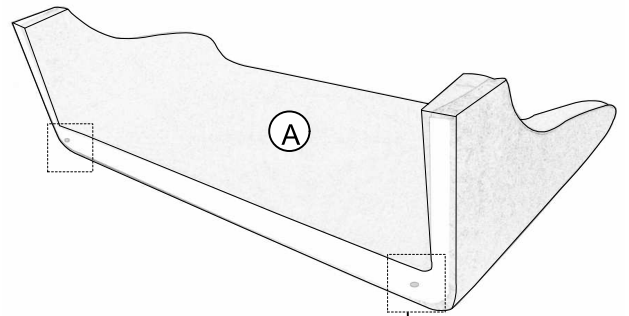
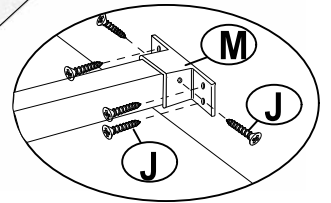
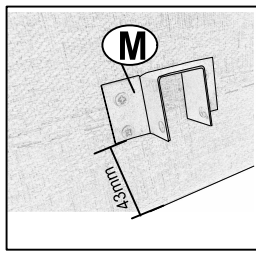
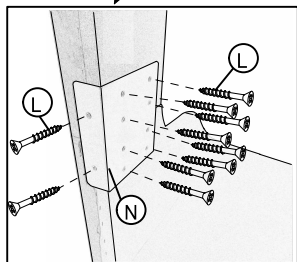
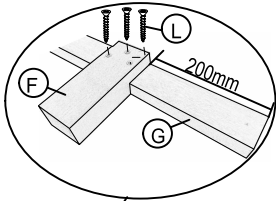
M		8
----------	--	---

1530x2030 - 1930 X 2030mm

NOTE: identify the correct side when assembling the sides according to labels

Fix this side to the footboard

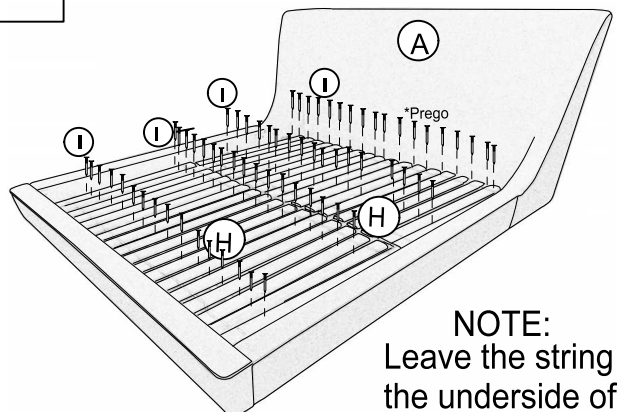
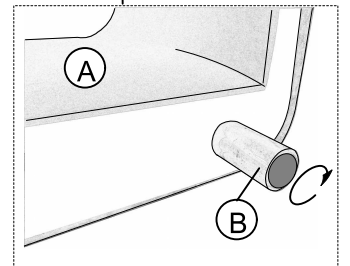
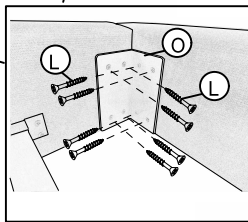
Fix this side to the headboard



G :

Headboard 1530=1540 x 60 x 30mm

Headboard 1930=1940 x 60 x 30mm



NOTE: Leave the string on the underside of the wooden bed frame.

Ref.	Qt.	
	1530 - 56PÇ 1930 - 72PÇ	